

INTERCONNECTS

SERIES 453, 463, 473, 483 • .100" GRID WRAPOST • DOUBLE ROW STRIPS

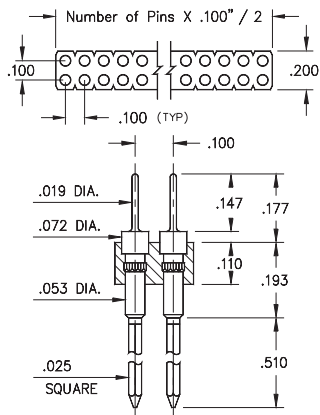


FIG. 1

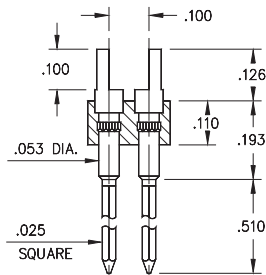


FIG. 2

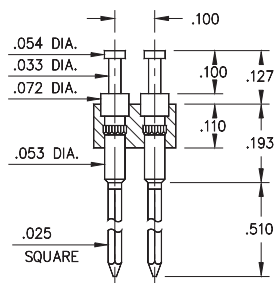


FIG. 3

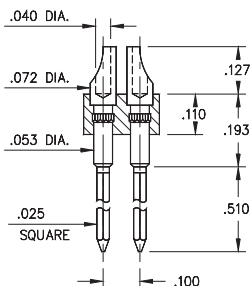



FIG. 4

- Series 453, 463, 473, and 483 double row header strips come in various styles (pin, slotted head, turret and solder cup) with wrapost tails

453...001 uses pin #5301
 463...001 uses pin #1106-3
 473...001 uses pin #0730-3
 483...001 uses pin #8301-3
 See pages 227 and 228 for details

- Insulators are high temperature thermoplastic, suitable for all soldering operations



ORDERING INFORMATION

FIG. 1	Series 453...001 Pin / 3 Level Wrapost
	453-10-2--00-001000 Specify number of pins 04-64
FIG. 2	Series 463...001 Slotted Head / 3 Level Wrapost
	463-XX-2--00-001000 Specify number of pins 02-64
FIG. 3	Series 473...001 Turret / 3 Level Wrapost
	473-XX-2--00-001000 Specify number of pins 04-64
FIG. 4	Series 483...001 Solder Cup / 3 Level Wrapost
	483-XX-2--00-001000 Specify number of pins 02-64



XX=Plating Code
See Below

For
Electrical, Mechanical
& Environmental Data,
See page 264

SPECIFY PLATING CODE XX=	10 ◆	90	40 ◆	
Pin Plating 	10 μ" Au	200 μ" Sn/Pb	200 μ" Sn	

