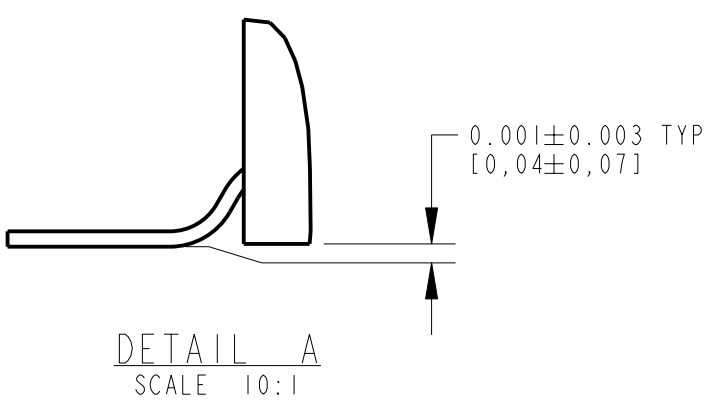


MATERIALS:

HOUSING AND COVER: HIGH GRADE THERMOPLASTIC, UL94V-0 RATED, COLOR BLACK.
 CENTER PIN: BRASS, NICKEL PLATED PER QQ-N-290, CLASS 1.
 PIN AND SHUNT TERMINALS: BRASS, SOLDER PLATED.
 SLEEVE SPRING: SPRING COPPER ALLOY, SOLDER PLATED.

SPECIFICATIONS:

LIFE: 5000 CYCLES.
 INSERTION FORCE: 5 LB [2.3 KG] MAX.
 WITHDRAWAL FORCE: 0.5 LB [0.2 KG] MIN.
 CONTACT RESISTANCE: 30 MILLIOHM MAX, 60 MILLIOHM MAX. AFTER TEST.
 INSULATION RESISTANCE: 30 MEGAOHM MIN. @ 100VDC.
 DIELECTRIC WITHSTANDING VOLTAGE: 250VAC FOR 1 MINUTE.
 CURRENT (CARRYING): 5A.



CUSTOMER DRAWING

REV	ECO NUMBER	DATE	BY	APVD
C	24089	12-11-02	JL	MW
B	22891	6-15-99	TJK	TJK
A	20611	7-23-97	DA	MA

REVISIONS

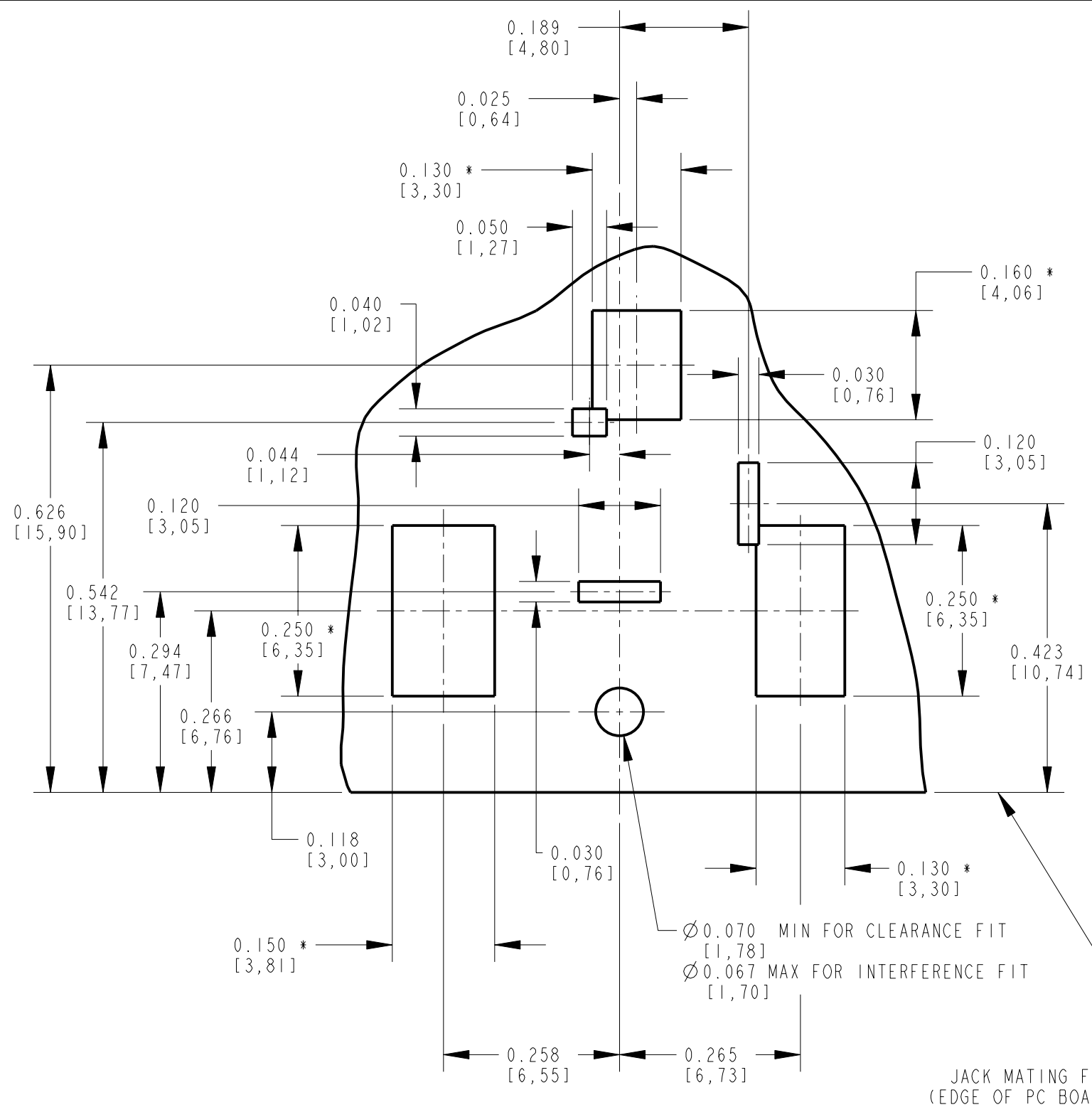
★ STAR SYMBOL DENOTES CRITICAL DIMENSION

UNLESS OTHERWISE SPECIFIED

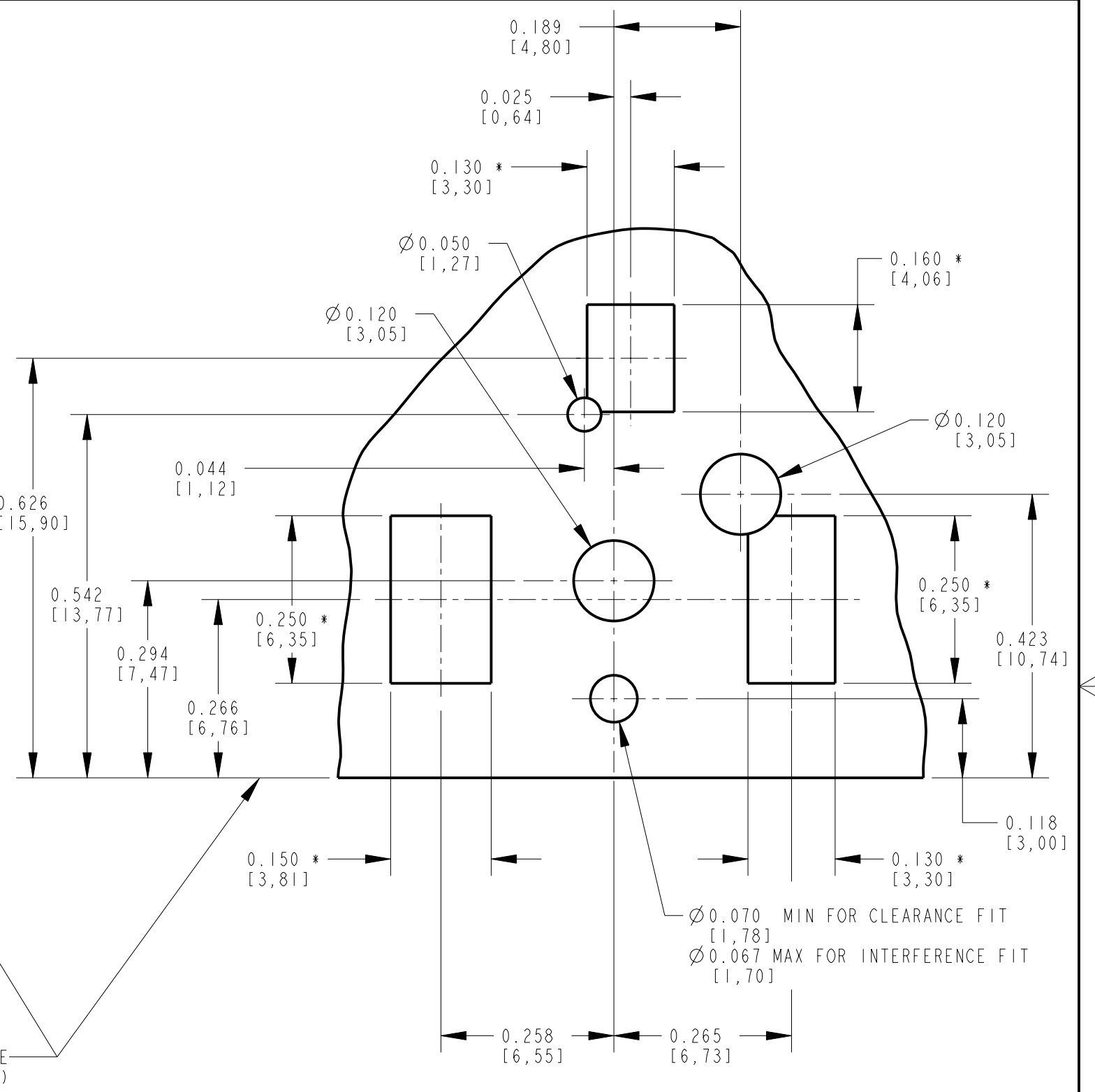
- ALL DIMENSIONS IN INCHES
 - TWO PLACE DECIMALS ±0.01
 - THREE PLACE DECIMALS ±0.005
 - ANGLES ±1°
 - ALL DIA. CONCENTRIC WITHIN 0.005 T.I.R.
- FEATURES ON THE SAME CENTERLINE MUST BE ALIGNED WITHIN ±0.002
- REMOVE ALL BURRS

DO NOT SCALE DRAWING

THIS DRAWING DESCRIBES A DESIGN CONSIDERED PROPRIETARY IN NATURE, DEVELOPED AND MANUFACTURED BY SWITCHCRAFT INC. AND IS RELEASED ON A CONFIDENTIAL BASIS FOR IDENTIFICATION PURPOSES ONLY.										
SIZE	WIDTH	MULT	LBS/M	TEMPER						
FINISH					MATERIAL					
SPEC No.					SPEC No.					
FIRST USED ON				SCALE						
				4:1						
DATE DRAWN	BY	CHKD	APVD	Switchcraft®						
29-Aug-96	MA	MA	MA	SHEET 1 OF 2						
				8-29-96				8-29-96		
NAME								PART No.		REV
POWER JACK, HYBRID MOUNT								RASH712P		C
0.10 [2.5mm] PIN										



RECOMMENDED PC BOARD LAYOUT
(COMPONENT SIDE)



ALTERNATE PC BOARD LAYOUT
(COMPONENT SIDE)

JACK MATING FACE
(EDGE OF PC BOARD)

NOTE: * SURFACE MOUNT PADS.

CUSTOMER DRAWING

SCALE 4:1	Switchcraft [®]	
DATE DRAWN 29-Aug-96		
DRAWN BY MA	PART No. RASH712P	REV C